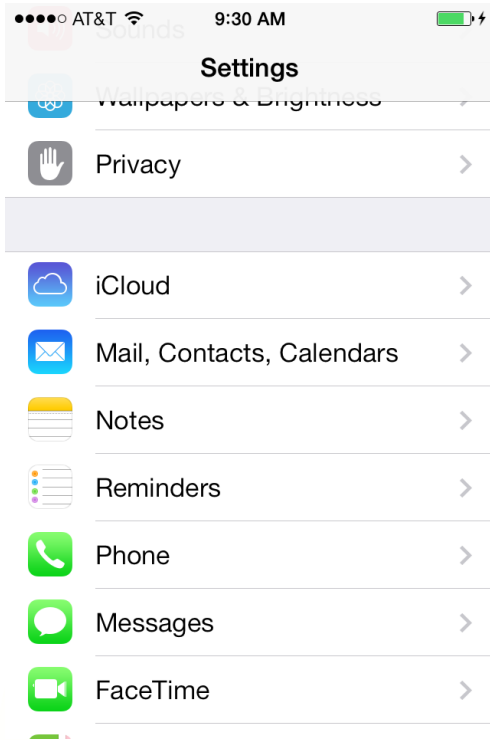
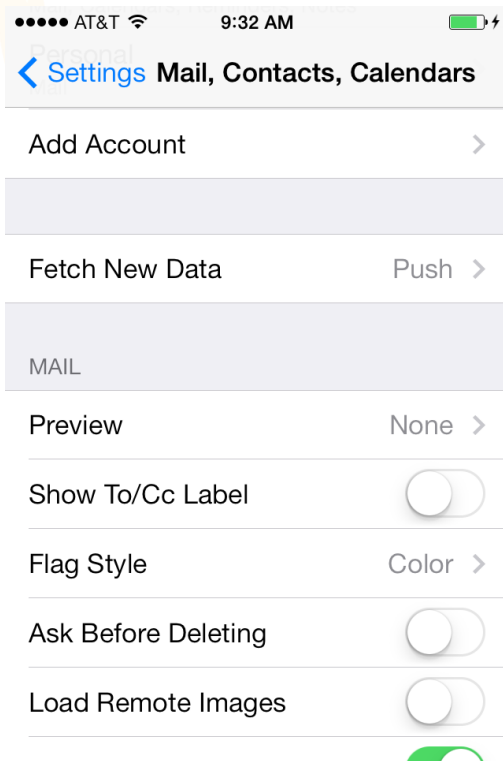


Kerio iPhone Setup

1. Go to "Settings"
2. Tap "Mail, Contacts, Calendars"



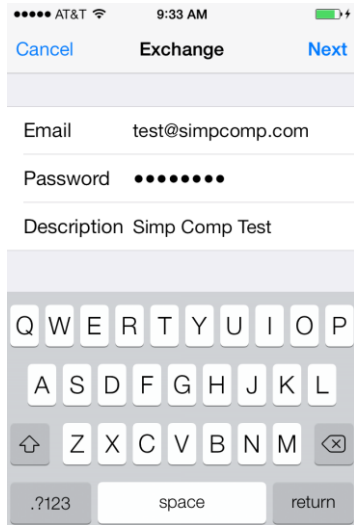
3. Tap "Add Account"



Kerio iPhone Setup

4. Tap "Exchange"

5. Put in full E-Mail, password, and description



6. Fill out settings as seen below with:

- a. E-Mail address
- b. Our server (mail.simpcomp.com)
- c. FULL E-Mail address as username
- d. Password
- e. Description of Account

